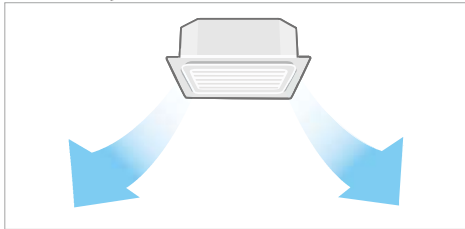


CEILING MOUNTED CASSETTE

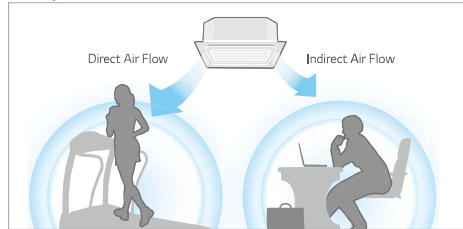
Independent Vane Control

The Independent Vane Operation feature uses separate motors, making it possible to control all four vanes independently.

All Vane Operation

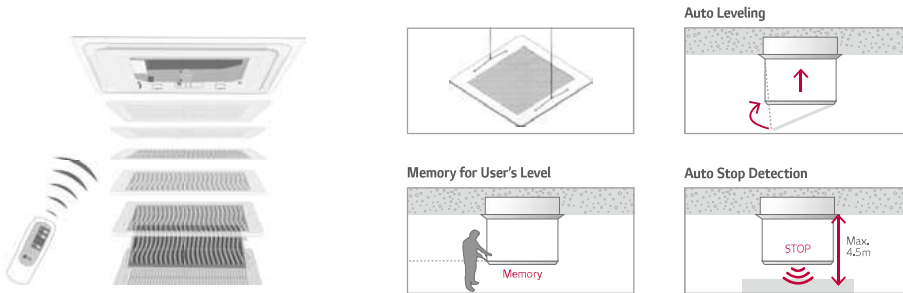


Independent Vane Control



Auto Elevation Grill

Easy filter cleaning with elevation grill.



* Operating with Wired Remote Controller PQRCV/SLO(QW) and Wireless Remote Controller included in PTEGM0.
 * Except CT09 NR2 / CT12 NR2 / CT18 NQ4
 * Applied to cassette panel PT-UJMC1

Various Indoor Units

		CAPACITY (KW)		1.5	2.1	2.6	3.5	5.3	7.0
1 Way Cassette		-	-			MT09AH NU1	MT11AH NU1	-	-
4 Way Cassette		MT06AH NR0	MT08AH NR0	CT09 NR2	CT12 NR2	CT18 NQ4	CT24 NP4		

INDOOR				MT09AH NU1	MT11AH NU1	MT06AH NR0	MT08AH NR0
Capacity	Cooling / Heating	Nom	kW	2,6 / 2,9	3,5 / 3,9	1,5 / 1,6	2,1 / 2,3
Power Input		Nom	W	20	20	20	20
Running Current		Nom	A	0,2	0,2	0,4	0,4
Power Supply			Ø / V / Hz	1 / 220-240 / 50	1 / 220-240 / 50	1 / 220-240 / 50	1 / 220-240 / 50
Air Flow Rate		High / Medium / Low	m ³ /min	7,5 / 7,3 / 6,8	8,1 / 7,4 / 7,0	7,5 / 6,0 / 5,0	7,5 / 6,0 / 5,0
Sound Pressure	Cooling	High / Medium / Low	dB(A)	36 / 34 / 32	37 / 36 / 33	31 / 27 / 24	31 / 27 / 24
Sound Power	Cooling	Max	dB(A)	54	57	48	48
Dehumidification Rate			l/h	1,1	1,2	0,8	1
Dimensions	Body	W x H x D	mm	860 x 132 x 450	860 x 132 x 450	570 x 214 x 570	570 x 214 x 570
Net Weight	Body		kg	13,5	13,5	14,0	14,0
Piping	Liquid		mm (inch)	Ø6,35 (1/4)	Ø6,35 (1/4)	Ø6,35 (1/4)	Ø6,35 (1/4)
Connection	Gas		mm (inch)	Ø9,52 (3/8)	Ø9,52 (3/8)	Ø9,52 (3/8)	Ø9,52 (3/8)
Decoration Panel	Model			PT-UJUC1	PT-UJUC1	PT-UJQC, PT-QCHWO	
	Color			Morning Fog (RAL120-4)	Morning Fog (RAL120-4)	Morning Fog (RAL 120-4)	
	Dimensions	W x H x D	mm	1,100 x 34 x 500	1,100 x 34 x 500	700 x 22 x 700, 620 x 20 x 620	
	Weight		kg	4,4	4,4	3,0	

* CT09, CT12, CT18, CT24 are compatible between SCAC and MULTI

INDOOR				CT09 NR2	CT12 NR2	CT18 NQ4	CT24 NP4
Capacity	Cooling / Heating	Nom	kW	2,6 / 2,9	3,5 / 3,9	5,3 / 5,8	6,7 / 7,5
Power Input		Nom	W	20	20	20	20
Running Current		Nom	A	0,4	0,4	0,4	0,6
Power Supply			Ø / V / Hz	1 / 220-240 / 50	1 / 220-240 / 50	1 / 220-240 / 50	1 / 220-240 / 50
Air Flow Rate		High / Medium / Low	m ³ /min	8,5 / 7,0 / 6,0	9,5 / 8,0 / 7,0	13,0 / 12,0 / 11,0	17,0 / 15,0 / 13,0
Sound Pressure	Cooling	High / Medium / Low	dB(A)	36 / 33 / 30	38 / 35 / 32	41 / 39 / 36	38 / 36 / 34
Sound Power	Cooling	Max	dB(A)	48	51	55	57
Dehumidification Rate			l/h	1,4	1,7	2,1	2,4
Dimensions	Body	W x H x D	mm	570 x 214 x 570	570 x 214 x 570	570 x 256 x 570	840 x 204 x 840
Net Weight	Body		kg	14,0	14,0	15,5	20,5
Piping	Liquid		mm (inch)	Ø6,35 (1/4)	Ø6,35 (1/4)	Ø6,35 (1/4)	Ø6,35 (1/4)
Connection	Gas		mm (inch)	Ø9,52 (3/8)	Ø9,52 (3/8)	Ø12,7 (1/2)	Ø12,7 (1/2)
Decoration Panel	Model				PT-UJQC, PT-QCHWO	PT-UJMC1	
	Color				Morning Fog (RAL 120-4)	Morning Fog (120-4)	
	Dimensions	W x H x D	mm		700 x 22 x 700, 620 x 20 x 620	950 x 25 x 950	
	Weight		kg		3,0	5,0	

Note: 1. Capacities are based on the following conditions:
 Cooling - Indoor Temperature 27°C (80,6°F) DB / 19°C (66,2°F) WB - Outdoor Temperature 35°C (95°F) DB / 24°C (75,2°F) WB
 Heating - Indoor Temperature 20°C (68°F) DB / 15°C (59°F) WB - Outdoor Temperature 7°C (44,6°F) DB / 6°C (42,8°F) WB
 Piping Length - Interconnecting Piping Length 7,5m - Level Difference of Zero
 2. Definition of Power Input Nominal conditions - Performance tested under EN14511
 3. Due to our policy of innovation some specifications may be changed without notification
 4. This product contains fluorinated greenhouse gases (R410A)